

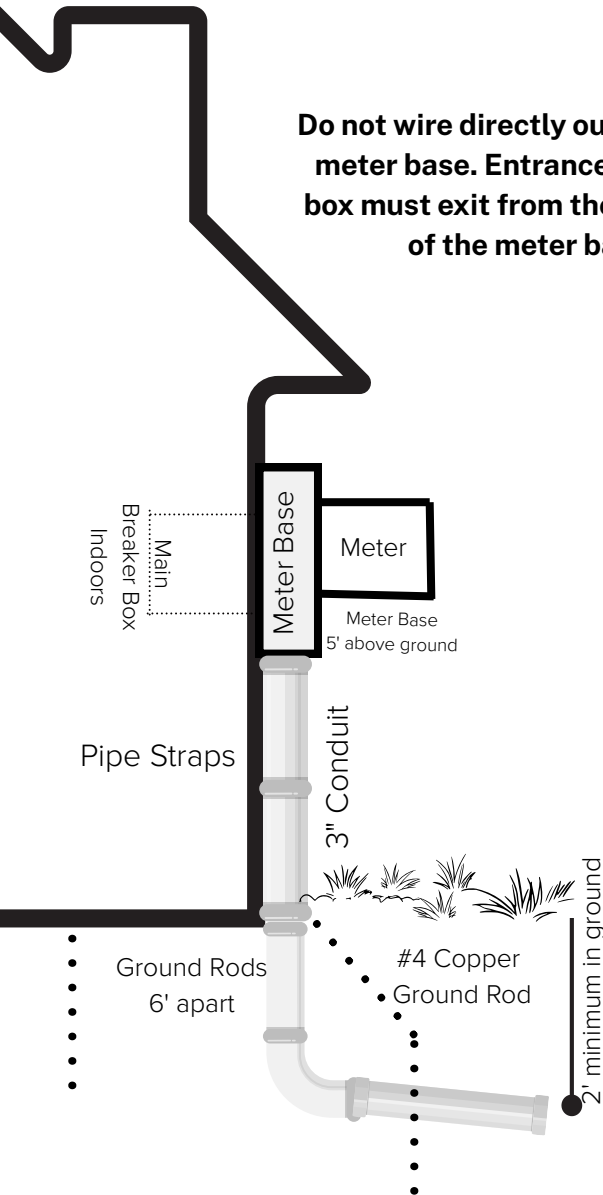


ADAMS RURAL ELECTRIC COOPERATIVE, INC.

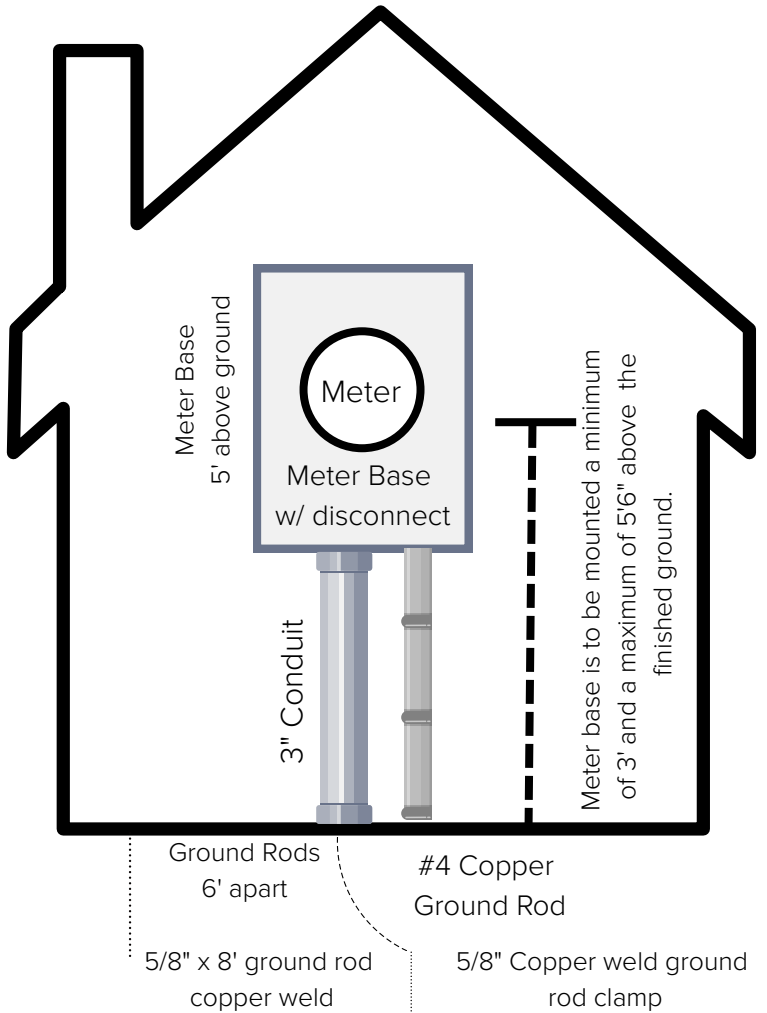
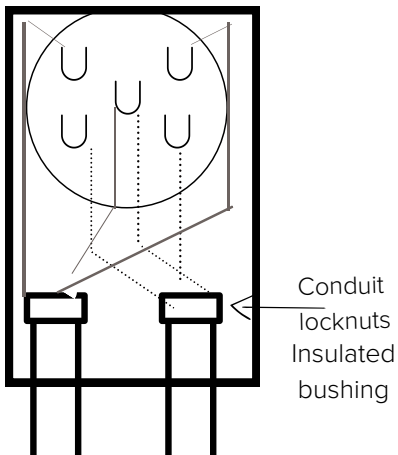
Your Touchstone Energy® Cooperative 

PO BOX 247, WEST UNION, OHIO 45693
937-544-2305 www.adamsrec.com

Do not wire directly out of back of meter base. Entrance to switch box must exit from the right side of the meter base



Provide as much slack as possible in box



Underground Service Side of House

1. Meter bases are available for purchase at the cooperative office. The meter will be installed by Adams Rural Electric when service is connected.
2. The meter base and disconnect must be mounted on a 2"x12"x36" treated board, and securely fastened to the house at 5' from the center of the meter to the finished ground line. All meter bases must have a readily accessible disconnect switch per the NEC (National Electric Code) 230.70(A)(1).
3. #4 bare copper ground wire.
4. Use 3" grey conduit
5. Ground rod 5/8" x 8' copper or 3/4" x 8' galvanized
6. Ground Rod Clamp
7. 200 amp service wire - #4/0 direct burial aluminum, #2/0 copper direct burial
8. Entrance to disconnect must exit on the right side of the bottom of the meter
9. The member will provide a 3" conduit in the trench to the meter base on the house.
10. Ground rod will be 8'x5/8" copper, 8' x3/4" galvanized, and must be driven the full length into the ground. All new services must have two ground rods 6' apart.

For all new electrical service installations, a certified electrician must inspect the installation and sign off, verifying that the service has been installed in accordance with applicable codes and specifications.

If the member chooses not to obtain an electrician's inspection, the member may waive the inspection requirement by signing a Waiver of Inspection Form. By signing the waiver, the member acknowledges and accepts full responsibility for the installation, condition, and safety of the electrical service and releases the Cooperative from any liability related to the installation.