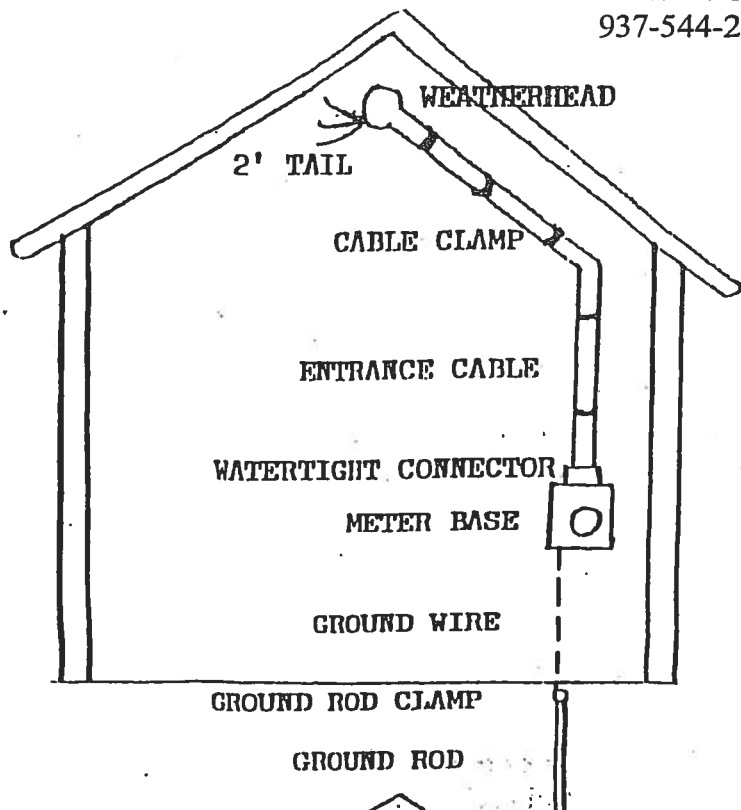


# ADAMS RURAL ELECTRIC COOPERATIVE, INC.

P.O. Box 247

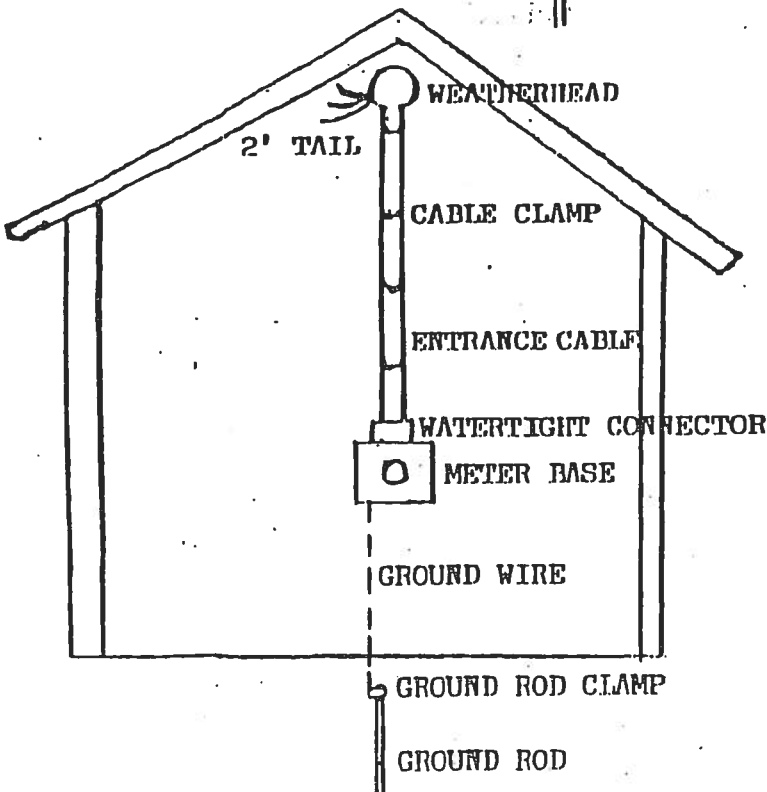
West Union, Ohio 45693

937-544-2305 or 800-283-1846



## Entrance Cable

1. Weatherhead must be installed. Entrance cable must stick through the weatherhead 2ft. Clearance from the finished ground line to the weatherhead must be a minimum of 15ft.
2. Entrance cable must be #4/3 copper or #2/3 aluminum for a 100 amp service, and #2/0 copper or #4/0 aluminum for a 200 amp service and must be securely fastened to the building side with clamps 2ft apart.
3. Use a watertight connector according to the cable size at the top of the meter base.
4. Meter bases are available for purchase at the cooperative office. The meter will be installed by Adams REC when service is connected.
5. Meter base must be mounted 5'6" from the finished ground line.
6. Use a 100amp main (for a 100 amp service) or a 200amp main (for a 200amp service) in the breaker panel.
7. **Do not wire directly out of the back of the meter base!** Entrance to the breaker panel must exit from the bottom right side of the meter base with entrance cable or 2" conduit.
8. Ground wire is #6 bare copper (100amp) and #4 bare copper (200amp) and will be connected into the disconnect and run down the building to the finished ground line.
9. Ground rod clamp will attach ground wire to the ground rod.
10. Ground rod will be 8'x 5/8" copper or 8' x 3/4" galvanized and must be driven the full length into the ground.
11. Installation must be completed by the consumer before inspection.
12. Contact Adams REC at 937-544-2305 or 800-283-1846 during business hours if you have any questions.



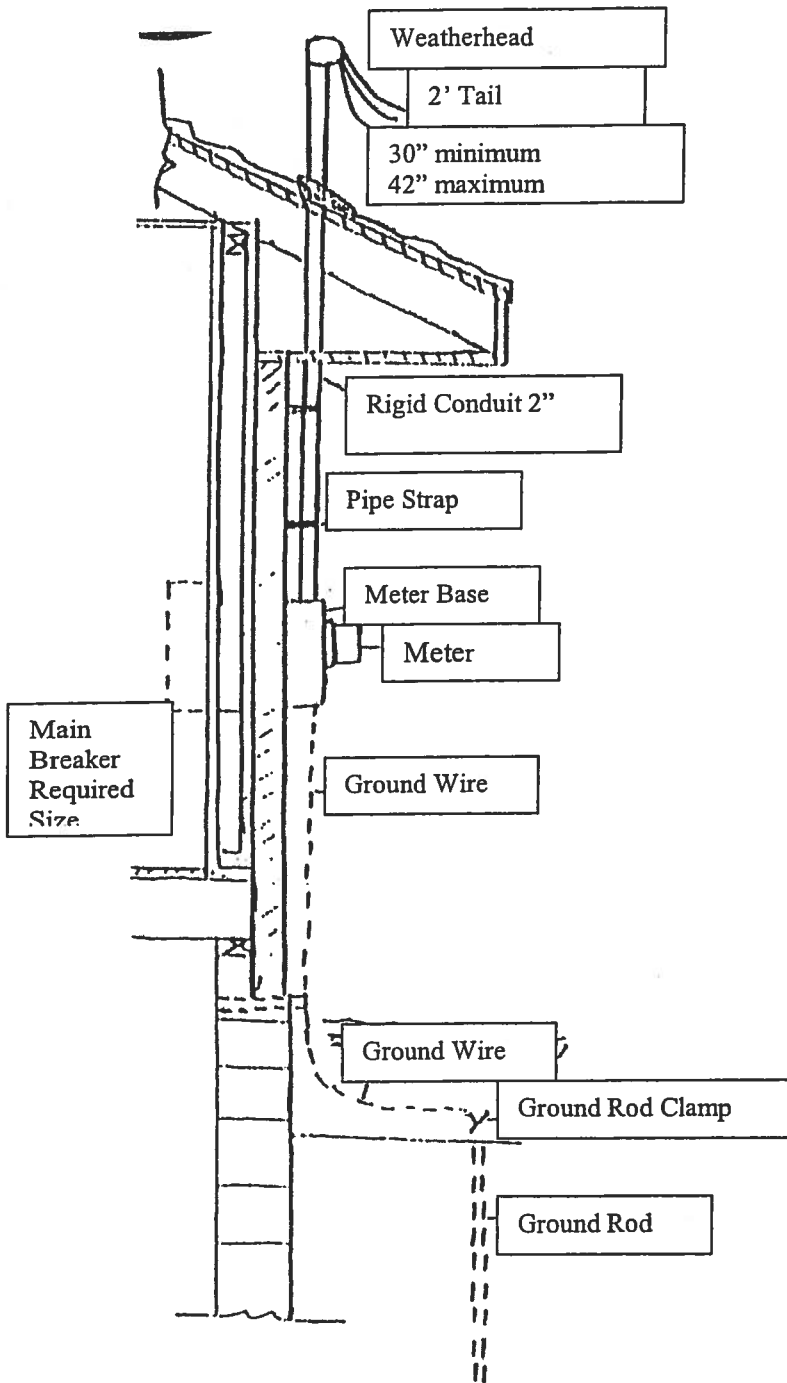
The first wiring inspection will be done at no charge to the consumer. If there is a problem with the wiring and a second wiring inspection is required, there will be a \$50.00 service charge billed to the consumer.

## ADAMS RURAL ELECTRIC COOPERATIVE, INC.

P.O. BOX 247, WEST UNION, OHIO 45693 PHONE: (937) 544-2305 1-800-283-1846

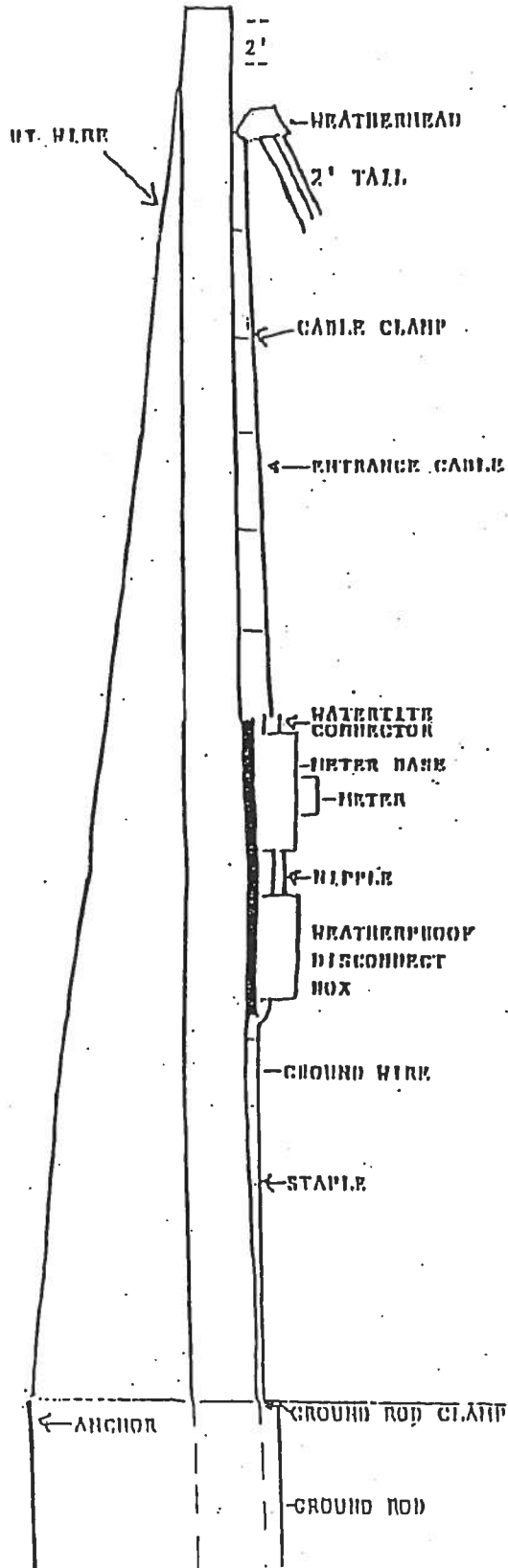
FAX: (937) 544-3877

### MAST INSTALLATION



1. Weatherhead must be installed. Entrance cable must stick through weatherhead a minimum of two feet. Conduit must be above roofline a minimum of 30" and a maximum of 42".
2. Entrance Cable: 100 amp = #4/3 Copper or #2/3 Aluminum  
200 amp = #2/0 Copper or #4/0 Aluminum
3. Conduit must be a minimum of 2" rigid, and must be securely fastened to the building with conduit clamps spaced evenly between the top of the meter base and overhang of the building.
4. Meter socket is available at the office for purchase. This must be installed by the consumer at 5'6" from finished ground.
5. **Do not wire directly out of the back of the meter base.** Entrance to switch box must exit from the bottom right side of the meter base with entrance cable or 2" conduit.
6. Use a 100-amp main for a 100-amp service and a 200-amp main for a 200-amp service in the switch box.
7. Ground wire must be #6 bare copper (100 amp) and #4 bare copper (200 amp) and will be connected into disconnect and run down the building to the finished ground line.
8. Ground rod clamp will attach wire to ground rod.
9. Ground rod must be 8' x 5/8" copper or 8' x 3/4" galvanized and driven full length into the ground.
10. Installation must be completed by consumer before inspection.
11. The first wiring inspection will be done at no charge to the consumer. If additional inspections are required, a \$50.00 service charge per visit will be charged.

### METER POLE INSTALLATION



1. The pole must be a new 25ft. round or a 6x6x24ft square treated timber. It must be set a minimum of 4 ½ or maximum of 5 ft. in the ground. Backfill and tamp securely.
2. Weatherhead must be mounted 2 ft. from the top of the pole and securely fastened. Entrance cable must stick through the weatherhead 2 ft.
3. Entrance cable must be #4/3 copper or #2/3 aluminum for a 100 amp service, and #2/0 copper or #4/0 aluminum for a 200 amp service and must be securely fastened to the pole with cable clamps 2 ft. apart. Neutral must be marked.
4. If rigid conduit is used, it must be 2". Wire size will be the same as above, but shall be single run wire, not entrance cable.
5. Use a watertight connector according to the cable size at the top of the meter base.
6. Meter bases are available for purchase at the cooperative office. The meter will be installed by Adams REC when service is connected.
7. Appropriate size pipe nipple with 2 locknuts will be placed through the bottom of the meter base to the top of the disconnect.
8. Meter base and disconnect must be mounted on a 2"x12"x36" treated board, securely fastened to the pole at 5' to the center of the meter from the finished ground line.
9. A 100amp weatherproof disconnect (for a 100 amp service) or a 200amp weatherproof disconnect (for a 200amp service) will be mounted below the meter base.
10. Service wire from disconnect box to ground should be in conduit. 2"
11. Ground wire is #6 bare copper (100amp) and #4 bare copper (200amp) and will be connected into the disconnect and run down the pole to the finished ground line, fastened to the pole with staples 2 ft. apart.
12. Ground rod clamp will attach ground wire to the ground rod.
13. Ground rod will be 8'x 5/8" copper or 8' x 3/4" galvanized and must be driven the full length into the ground.
14. Guy wire and anchor will be installed by the consumer.
15. Installation must be completed by the consumer before inspection.

\* Since co-op employees must often climb service poles after dark or in adverse weather conditions, we require **NEW POLES** to be installed with all new services.

The first wiring inspection will be done at no charge to the consumer. If there is a problem with the wiring and a second wiring inspection is required, there will be a \$50.00 service charge billed to the consumer.

# ADAMS RURAL ELECTRIC COOPERATIVE, INC.

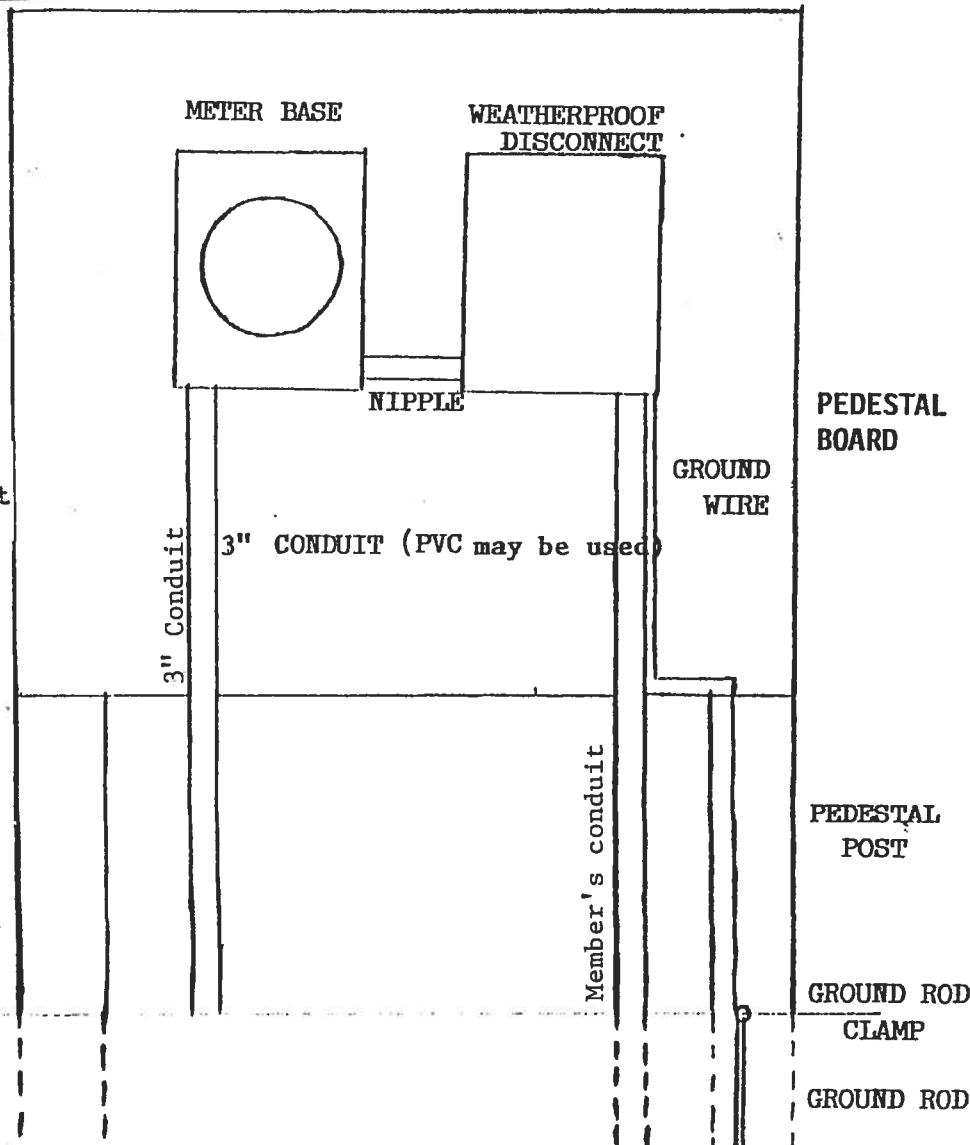
P.O. BOX 247, WEST UNION, OHIO 45693

PHONE: (937) 544-2305

1-800-283-1846

FAX: (937) 544-3877

## PEDESTAL INSTALLATION



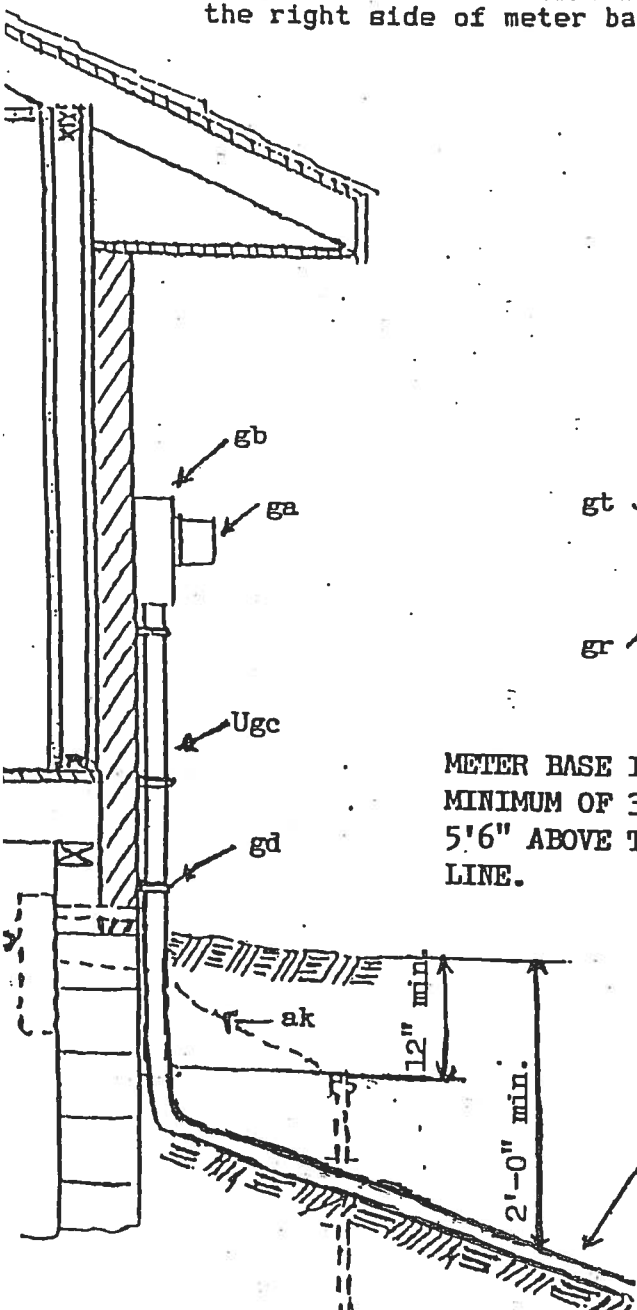
1. 100 amp and 200 amp meter bases are available at our office, please call for current prices.
2. Weatherproof disconnect will be furnished by the consumer.
3. Pedestal board is 40" x 40" using 2" x 6" salt treated lumber.
4. Pedestal post is 4" x 4" x 8' salt treated set 3' into the ground.
5. Nipple - 2" x required length.
6. #6 bare copper ground wire.
7. 3" conduit (pvc may be used)
8. Ground rod, 5/8" x 8' copper or 3/4" x 8' galvanized.
9. Ground rod clamp.
10. 200-amp service wire-#4/0 direct burial aluminum, #2/0 direct burial.
11. The first wiring inspection will be done at no charge to the consumer. If additional inspections are required, a \$50.00 service charge per visit will be charged.
12. Entrance to disconnect box must exit right side of bottom of meter.
13. If using a combination meter base, pedestal board can be cut down to 24"x 40".

# ADAMS RURAL ELECTRIC COOPERATIVE, INC.

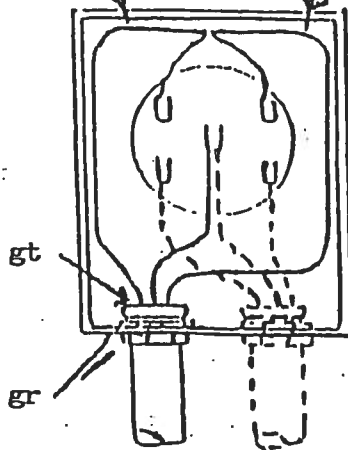
P.O. Box 247  
 West Union, Ohio 45693  
 937-544-2305 or 800-283-1846

SIDE OF HOUSE

Do not wire directly out of back of meter base. Entrance to switch box must exit from the right side of meter base.

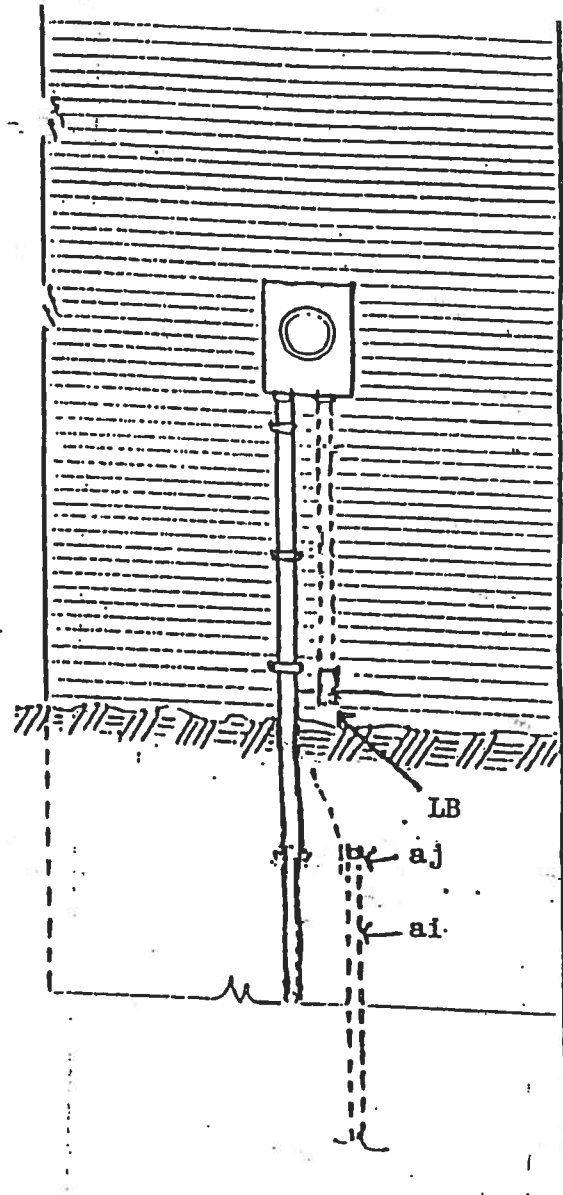


PROVIDE AS MUCH SLACK AS POSSIBLE IN BOX.



METER BASE IS TO BE MOUNTED A MINIMUM OF 3' AND A MAXIMUM OF 5'6" ABOVE THE FINISHED GROUND LINE.

HAND TAMP, PREFERABLY WITH PNEUMATIC TOOL



ITEM	NO.	MATERIAL	ITEM	NO.	MATERIAL
ga	1	Meter- Cooperative furnished	Lb	1	LB fitting and cover
gb	1	Meter socket- purchased at office	ai	1	5/8" X 8' ground rod-copperweld
Ugc	1	Conduit-3"- length as required	aj	1	5/8" Copperweld ground rod clamp
gd	3	Pipe strap	ak		#4 Copper ground rod
gr	2	Conduit locknuts-size as required	MB		100 amp main for 100 amp service
gt	2	Insulated bushing-size as required	MB		200 amp main for 200 amp service

Member will provide 3" conduit in trench to the meter base on the house.

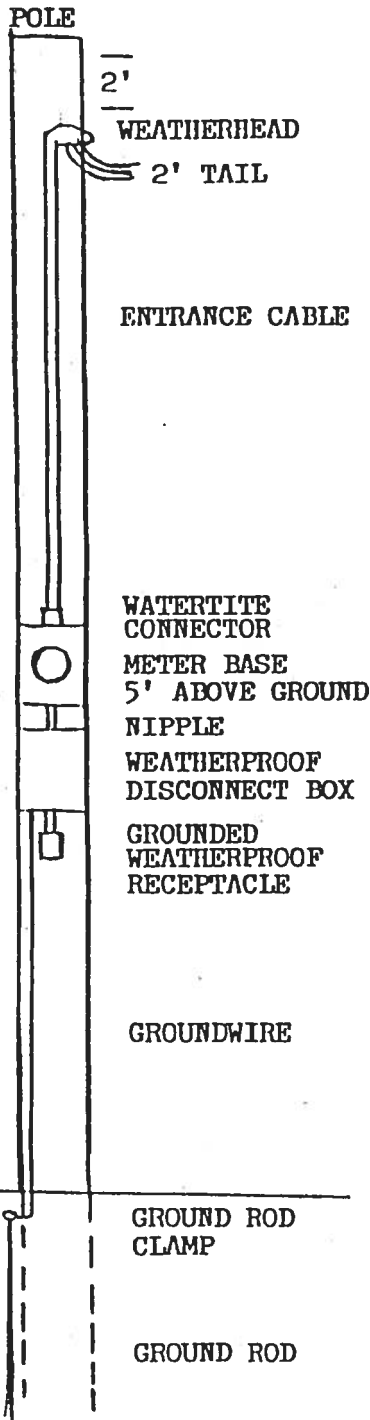
The first wiring inspection is done at no charge, if additional visits are required there will be a \$50.00 service fee.



# ADAMS RURAL ELECTRIC COOPERATIVE, INC.

Your Touchstone Energy<sup>®</sup> Partner 

## TEMPORARY SERVICE



1. Location of Temporary service will be determined by a representative of Adams REC.
2. Consumer must purchase a 100 amp meter base and pay a non-refundable temporary service fee of \$100.00.
3. Pole or structure strength will be at least equal to a 4" x 4" timber. Pole must be set or braced solidly enough to withstand the strain of the service drop.
4. Weatherhead must be at least 15' above the ground level.
5. Disconnect box must be at least a 100 amp outdoor weatherproof. With fuses in the "off" position when not in use.
6. Entrance cable must be #4/3 copper or #2/3 aluminum.
7. All receptacles must be outdoor weatherproof and grounded type and connected to the ground.
8. Wiring to receptacles must be at least 12/2 with a ground and proper oversize protection.
9. Service must be protected by a regulation ground and #6 bare copper ground wire.
10. Installation must be completed by consumer and inspected by Adams REC before service will be connected.
11. If going with URD for temporary, customer will furnish #2 URD wire from the weatherhead to the transformer.
12. Contact Adams REC at 937-544-2305 or 800-283-1846 if there are any questions.
13. The first wiring inspection will be done <sup>NO</sup> at charge to the consumer. If there is a problem and a second visit is needed a \$50.00 charge will be billed to the consumer.